



Pesach

פֶּסַח

Passover

☒ Welcome

☐ Activity 1

☐ Activity 2

☐ Activity 3

☐ Brain Break!

☐ Activity 4

☐ Activity 5

☐ Activity 6

☐ Activity 7

☐ Wrap Up

# *B'ruchim Haba'im! Welcome!*

## בְּרוּכִים הַבָּאִים



# *B'ruchim Haba'im! Welcome!*

בְּרוּכִים הַבָּאִים

☒ Welcome

☐ Activity 1

☐ Activity 2

☐ Activity 3

☐ Brain Break!

☐ Activity 4

☐ Activity 5

☐ Activity 6

☐ Activity 7

☐ Wrap Up



☒ Welcome

☐ Activity 1

☐ Activity 2

☐ Activity 3

☐ Brain Break!

☐ Activity 4

☐ Activity 5

☐ Activity 6

☐ Activity 7

☐ Wrap Up

# Pesach פֶּסַח

## Passover

The Story of  
Passover

Passover Art  
and Images

# Pesach

פֶּסַח

# Passover

The Four  
Questions

Stories about  
Passover





☒ Welcome

☐ Activity 1

☐ Activity 2

☐ Activity 3

☐ Brain Break!

☐ Activity 4

☐ Activity 5

☐ Activity 6

☐ Activity 7

☐ Wrap Up

# Tefillah תפילה

## Prayer Practice: The Four Questions



● Welcome

● Activity 1

○ Activity 2

○ Activity 3

○ Brain Break!

○ Activity 4

○ Activity 5

○ Activity 6

○ Activity 7

○ Wrap Up

# Tefillah תפילה

## Prayer Practice: *The Four Questions*



Welcome

Activity 1

Activity 2

Activity 3

Brain Break!

Activity 4

Activity 5

Activity 6

Activity 7

Wrap Up

# Tefillah תפילה

## Prayer Practice: The Four Questions

מה נשתנה, הלילה הזה מכל הלילות?

*Mah nishtanah, halaylah hazeh, mikol haleilot?*

**Why is this night different from all the other nights?**

שכל הלילות אנו אוכלין חמץ ומצה הלילה הזה, כלו מצה?

*Sheb'chol haleilot anu okhlin chametz  
umatzah, halaylah hazeh, kulo matzah?*

**On all other nights we eat both *chametz* and matzah, on this night, we eat only matzah?**

שכל הלילות אנו אוכלין שאר ירקות הלילה הזה, מרור?

*Sheb'chol haleilot anu okhlin sh'ar y'rakot,  
halaylah hazeh, maror?*

**On all other nights we eat many vegetables, on this night, we eat bitter vegetables (*maror*)?**

Welcome

Activity 1

Activity 2

Activity 3

Brain Break!

Activity 4

Activity 5

Activity 6

Activity 7

Wrap Up

# Tefillah תפילה

## Prayer Practice: The Four Questions

שְׁבֹכָל הַלֵּילוֹת אֵין אָנוּ מַטְבִּילִין אֶפִּילוּ פַּעַם אַחַת הַלַּיְלָה הַזֶּה,  
שְׁתֵּי פְעָמִים?

*Sheb'chol haleilot ein anu matbilin afilu  
pa'am echat, halaylah hazeh, shtey f'amim?*

**On all other nights we do not dip vegetables even once,  
on this night, we dip twice?**

שְׁבֹכָל הַלֵּילוֹת אָנוּ אוֹכְלִין בֵּין יוֹשְׁבִין וּבֵין מְסֻבִּין הַלַּיְלָה הַזֶּה,  
כָּלָנוּ מְסֻבִּין?

*Sheb'chol haleilot anu okhlin bein yoshvin  
uvein m'subin, halaylah hazeh, kulanu m'subin?*

**On all other nights some eat sitting and others reclining,  
on this night, we are all reclining?**

# Pesach פֶּסַח

## Passover

- ☒ Welcome
- ☐ Activity 1
- ☐ Activity 2
- ☐ Activity 3
- ☐ Brain Break!
- ☐ Activity 4
- ☐ Activity 5
- ☐ Activity 6
- ☐ Activity 7
- ☐ Wrap Up



The Jews are  
slaves in Egypt.

1

Pharoah said all Jewish  
baby boys must be  
killed.



2

# Pesach פֶּסַח

## Passover

☒ Welcome

☐ Activity 1

☐ Activity 2

☐ Activity 3

☐ Brain Break!

☐ Activity 4

☐ Activity 5

☐ Activity 6

☐ Activity 7

☐ Wrap Up

Moses' mother puts him in a basket in the river instead of killing him.



3

Pharoah's daughter finds Moses and adopts him as her son.



4



# Pesach פֶּסַח

## Passover

Welcome

Activity 1

Activity 2

Activity 3

Brain Break!

Activity 4

Activity 5

Activity 6

Activity 7

Wrap Up



5



6

# Pesach פֶּסַח

## Passover

Welcome

Activity 1

Activity 2

Activity 3

Brain Break!

Activity 4

Activity 5

Activity 6

Activity 7

Wrap Up

Moses runs away. Time passes and Moses becomes an adult. He's a shepherd.



7

Moses is with his sheep when God speaks to him through a burning bush. God tells Moses to go back to Egypt.



8

# Pesach פֶּסַח

## Passover

Welcome

Activity 1

Activity 2

Activity 3

Brain Break!

Activity 4


Activity 5

Activity 6

Activity 7

Wrap Up

Moses goes to Pharaoh  
and asks him to  
let the Jews go.



9

Pharaoh says NO.



10

# Pesach פֶּסַח

## Passover

- Welcome
- Activity 1
- Activity 2
- Activity 3
- Brain Break!
- Activity 4
- Activity 5
- Activity 6
- Activity 7
- Wrap Up

So God sends ten plagues to Egypt. After each plague, Moses asks Pharaoh again.

### the 10 Plagues



11

After the tenth plague, Pharaoh finally says “GO!”



12

# Pesach פֶּסַח

## Passover

Welcome

Activity 1

Activity 2

Activity 3

Brain Break!

Activity 4

Activity 5

Activity 6

Activity 7

Wrap Up



So the Jews hit the road!  
They leave Egypt in a  
rush.

13

No time to rise their  
bread – that's how  
we got *matzah*!



14

# Pesach פֶּסַח

## Passover

Welcome

Activity 1

Activity 2

Activity 3

Brain Break!

Activity 4

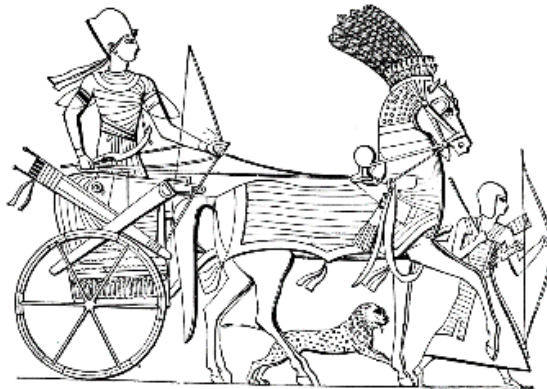
Activity 5

Activity 6

Activity 7

Wrap Up

But Pharoah changes his mind and comes after the Jews.



15

God splits the Red Sea and lets the Jews run through – but not the Egyptians.



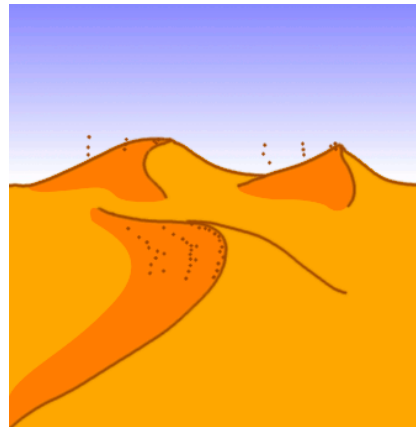
16



# Pesach פֶּסַח

## Passover

- ☒ Welcome
- ☒ Activity 1
- ☒ Activity 2
- ☐ Activity 3
- ☐ Brain Break!
- ☐ Activity 4
- ☐ Activity 5
- ☐ Activity 6
- ☐ Activity 7
- ☐ Wrap Up



The Jews wander in the desert for a while...

17

When they get to Mt. Sinai  
Moses goes up and gets  
the Ten Commandments  
from God.



18

Welcome

Activity 1

Activity 2

Activity 3

Brain Break!

Activity 4

Activity 5

Activity 6

Activity 7

Wrap Up

# Fun with Hebrew *Mem* מ

Mem מ מ מ



*mayim* מַיִם  
(water)



*mispar* מִסְפָּר  
(number)

Welcome

Activity 1

Activity 2

Activity 3

Brain Break!

Activity 4


Activity 5

Activity 6

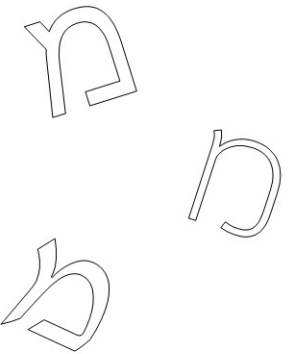
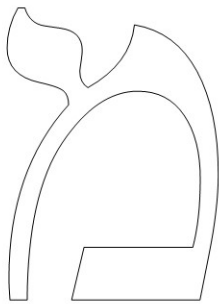
Activity 7

Wrap Up


# Fun with Hebrew *Mem* מ

ShalomLearning  Fun with Hebrew!

*Mem* מ



מים – *mayim* – water



מספר – *mispar* – number

1	2	3	4
5	6	7	8
9	10		

Welcome

Activity 1

Activity 2

Activity 3

Brain Break!

Activity 4

Activity 5

Activity 6

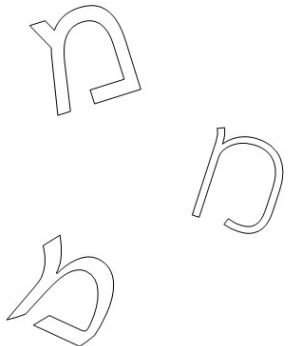
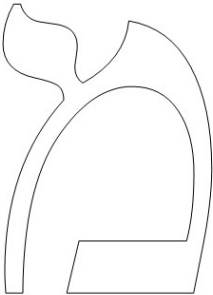
Activity 7

Wrap Up


# Fun with Hebrew *Mem* מ

ShalomLearning Fun with Hebrew!

## Mem מ



מַיִם – *mayim* – water




מִסְפָּר – *mispar* – number

1	2	3	4
5	6	7	8
	9	10	


ShalomLearning Fun with Hebrew!

## Mem מ

Write the letter מ below:




2. Little line straight down



1. Start at the bottom, come up & around

Let's Learn two Hebrew Words...

מַיִם – *mayim* – water  
מִסְפָּר – *mispar* – number



Inside each number, draw something with water – a lake, a cup, a sink, etc...



1	2	3	4
5	6	7	8
	9	10	

Label the Hebrew words in your picture Don't forget to sign your masterpiece!

- ☒ Welcome
- ☒ Activity 1
- ☒ Activity 2
- ☒ Activity 3
- ☒ Brain Break!
- ☐ Activity 4
- ☐ Activity 5
- ☐ Activity 6
- ☐ Activity 7
- ☐ Wrap Up



**As if!**



● Welcome

● Activity 1

● Activity 2

● Activity 3

● Brain Break!

● Activity 4

○ Activity 5

○ Activity 6

○ Activity 7

○ Wrap Up

# Art and Values

## David Najar and Season-Based Art



David Najar  
“Four Seasons”  
2014

All David Najar pictures are from  
[www.parkwestgallery.com](http://www.parkwestgallery.com)



Welcome

Activity 1

Activity 2

Activity 3

Brain Break!

Activity 4

Activity 5

Activity 6

Activity 7

Wrap Up

# Art and Values

## David Najar and Season-Based Art



David Najar  
“Eye on the Horizon”  
2017

All David Najar pictures are  
from [www.parkwestgallery.com](http://www.parkwestgallery.com)

Welcome

Activity 1

Activity 2

Activity 3

Brain Break!

Activity 4

Activity 5

Activity 6

Activity 7

Wrap Up

# Art and Values

## David Najar and Season-Based Art



David Najar  
“Beautifully Contrasted”  
2017

All David Najar pictures are from  
[www.parkwestgallery.com](http://www.parkwestgallery.com)

● Welcome

● Activity 1

● Activity 2

● Activity 3

● Brain Break!

● Activity 4

○ Activity 5

○ Activity 6

○ Activity 7

○ Wrap Up

# Art and Values

## David Najjar and Season-Based Art



☒ Welcome

☐ Activity 1

☐ Activity 2

☐ Activity 3

☐ Brain Break!

☐ Activity 4

☐ Activity 5

☐ Activity 6


☐ Activity 7

☐ Wrap Up

# Art and Values

## David Najar and Season-Based Art

**Step 1:** Draw a tree outline in the middle of your page. Don't draw leaves, just the outline.



Welcome

Activity 1

Activity 2

Activity 3

Brain Break!

Activity 4

Activity 5

Activity 6

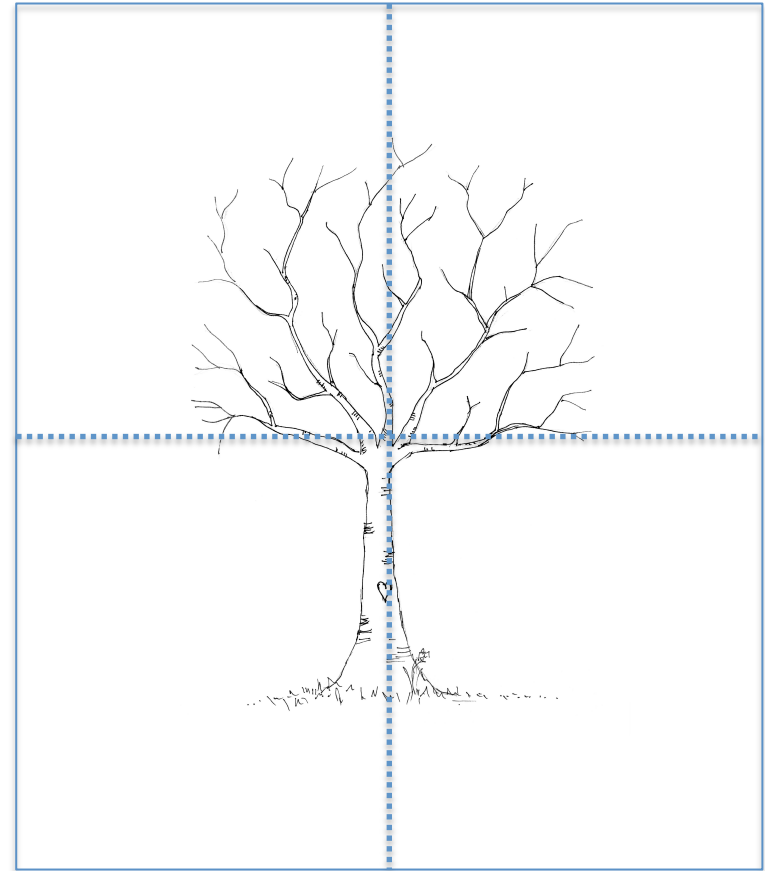
Activity 7

Wrap Up

# Art and Values

## David Najar and Season-Based Art

**Step 2:** Fold your paper twice so you have four sections





Welcome

Activity 1

Activity 2

Activity 3

Brain Break!

Activity 4

Activity 5

Activity 6

Activity 7

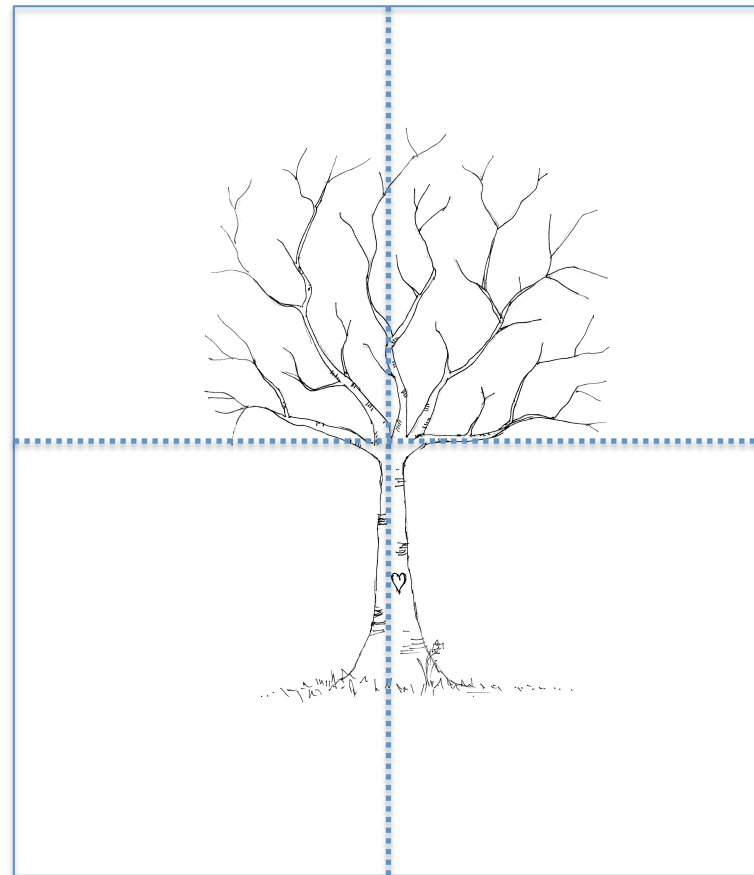
Wrap Up

# Art and Values

## David Najar and Season-Based Art

### Step 3:

Paint your picture as though each section is a different season. For example, you might draw snow on the ground in winter and full leaves on the branches for summer.





# Pesach פֶּסַח Passover

- Welcome
- Activity 1
- Activity 2
- Activity 3
- Brain Break!
- Activity 4
- Activity 5
- Activity 6
- Activity 7
- Wrap Up



Welcome

Activity 1

Activity 2

Activity 3

Brain Break!

Activity 4

Activity 5

Activity 6

Activity 7

Wrap Up

# Tefillah תפילה

## Prayer Practice: The Four Questions



Welcome

Activity 1

Activity 2

Activity 3

Brain Break!

Activity 4

Activity 5

Activity 6

Activity 7

Wrap Up

# Tefillah תפילה

## Prayer Practice: The Four Questions

מה נשתנה, הלילה הזה מכל הלילות?

*Mah nishtanah, halaylah hazeh, mikol haleilot?*

**Why is this night different from all the other nights?**

שכל הלילות אנו אוכלין חמץ ומצה הלילה הזה, כלו מצה?

*Sheb'chol haleilot anu okhlin chametz  
umatzah, halaylah hazeh, kulo matzah?*

**On all other nights we eat both *chametz* and matzah, on this night, we eat only matzah?**

שכל הלילות אנו אוכלין שאר ירקות הלילה הזה, מרור?

*Sheb'chol haleilot anu okhlin sh'ar y'rakot,  
halaylah hazeh, maror?*

**On all other nights we eat many vegetables, on this night, we eat bitter vegetables (*maror*)?**

Welcome

Activity 1

Activity 2

Activity 3

Brain Break!

Activity 4

Activity 5

Activity 6

Activity 7

Wrap Up

# Tefillah תפילה

## Prayer Practice: The Four Questions

שְׁבֹכָל הַלֵּילוֹת אֵין אָנוּ מַטְבִּילִין אֶפִּילוּ פַּעַם אַחַת הַלַּיְלָה הַזֶּה,  
שְׁתֵּי פְעָמִים?

*Sheb'chol haleilot ein anu matbilin afilu  
pa'am echat, halaylah hazeh, shtey f'amim?*

**On all other nights we do not dip vegetables even once,  
on this night, we dip twice?**

שְׁבֹכָל הַלֵּילוֹת אָנוּ אוֹכְלִין בֵּין יוֹשְׁבִין וּבֵין מְסֻבִּין הַלַּיְלָה הַזֶּה,  
כָּלָנוּ מְסֻבִּין?

*Sheb'chol haleilot anu okhlin bein yoshvin  
uvein m'subin, halaylah hazeh, kulanu m'subin?*

**On all other nights some eat sitting and others reclining,  
on this night, we are all reclining?**

Welcome

Activity 1

Activity 2

Activity 3

Brain Break!

Activity 4

Activity 5

Activity 6

Activity 7

Wrap Up

# Hakarat Hatov הַפֶּרַת הַטוֹב



What was the best part of today's lesson for you?

Welcome

Activity 1

Activity 2

Activity 3

Brain Break!

Activity 4

Activity 5

Activity 6

Activity 7

Wrap Up

# *L'hitraot* להתראות

It's not goodbye,  
it's ***L'hitraot*** להתראות!



See you soon!